

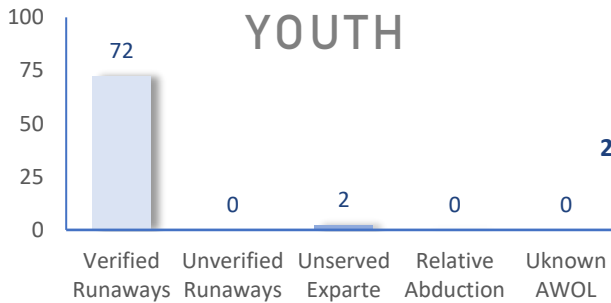
The following statistics show the status and demographics of absent Kansas foster youth and track DCF's successful recovery efforts.

## RECOVERED YOUTH

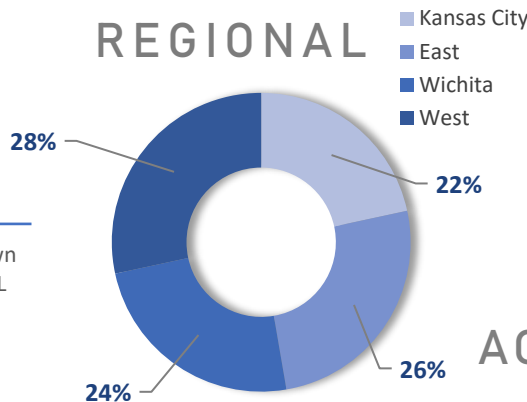


\*A youth may be recovered more than once per month.

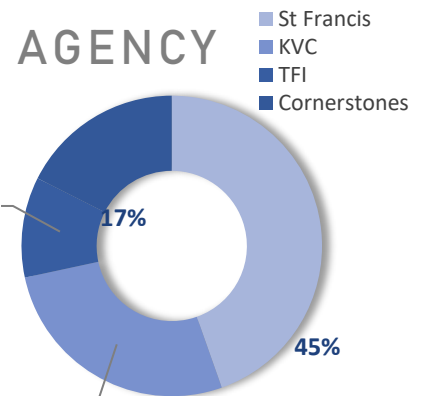
## CURRENT AWOL YOUTH



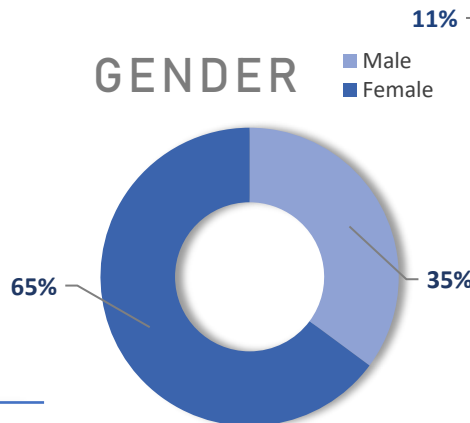
## REGIONAL



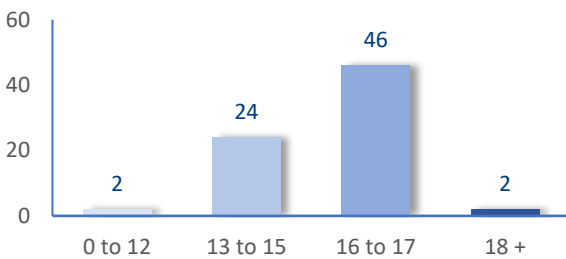
## AGENCY



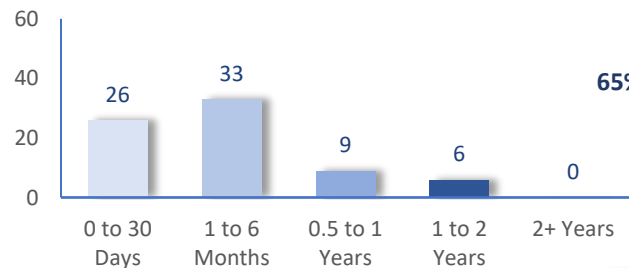
## GENDER



## AGE



## TIME



## DAILY AWOL YOUTH

# 2023

June		July		August		September	
DATE	# AWOL	DATE	# AWOL	DATE	# AWOL	DATE	# AWOL
1	73	3	70	1	67	1	66
2	72	5	73	2	67	5	66
5	75	6	73	3	68	6	67
6	76	7	69	4	68	7	70
7	71	10	72	7	68	8	69
8	72	11	73	8	73	11	71
9	70	12	73	9	73	12	76
12	74	13	75	10	73	13	76
13	72	14	69	11	69	14	74
14	75	17	70	14	67	15	
15	70	18	73	15	71	16	
16	66	19	73	16	70	18	
17	69	20	73	17	67	19	
19	70	21	71	18	69	20	
20	70	24	72	21	72	21	
21	70	25	74	22	72	22	
22	69	26	72	23	70	25	
23	68	27	71	24	69	26	
26	67	28	70	25	69	27	
27	68	31	69	28	73	28	
28	67			29	75	29	
29	68			30	70		
30	67			31	72		